

Dialogannahme


TYRE SCANNER

Version 2026.05.12 – Prices on request

Tyre Scanner Easy Tread 2.0 | Inground

Automatic tyre tread measurement system with crossing speed up to 8 km/h | Easy Tread for inground installation | with automatic license plate recognition | Connectivity Kit | Live Monitor | ASA network ready

Article number: 1691200049



DATEIN	MESSPLATZ	FARBZEICH	HINNES	VORRACHSE	HINTERACHSE	STATUS
10.05.2022 10:27:54	LANE-0	D UF 2111	4,9 4,1	4,0 4,3		
10.05.2022 10:19:46	LANE-0	C RK 6781	>8 3,3	4,2 >8		
10.05.2022 10:17:12	LANE-0	V HB 8279	4,9 4,1	4,0 4,3		
10.05.2022 10:13:57	LANE-0	O LK 1373	>8 3,3	4,2 >8		
10.05.2022 10:29:18	LANE-0	E IF 1366	6,0 3,5	3,8 2,8		
10.05.2022 10:25:00	LANE-0	K MB 9924	>8 5,2	4,9 5,2		
10.05.2022 10:23:37	LANE-0	Q OR 9705	5,0 >8	7,1 >8		
10.05.2022 10:21:58	LANE-0	R PV 6792	2,8 2,6	5,9 >8		
10.05.2022 10:19:02	LANE-0	R TK 7301	4,7 4,0	5,9 >8		
10.05.2022 10:17:18	LANE-0	M UG 1502	6,4 3,9	4,9 6,1		

NEW: Easy Tread 2.0 comes standard with a connectivity kit to digitize and automate your service lane:

- Live monitor of all crossings of multiple Easy Treads in the same workshop network
- 20% faster results
- Ready for ASA interface
- Simplified connection to dealer management systems and 3rd party systems
- Direct connection of monitors and TVs without using the browser
- Optimized statistic functions

The high weight and torque of electric vehicles causes enormous wear on tires and chassis components. The automatic tire diagnosis of every vehicle entering a workshop allows keeping the tire business inhouse and increasing customer loyalty by. The immediate evaluation of the tire wear pattern simultaneously generates service opportunities for wheel alignment and potentially ADAS calibration.

Easy Tread - Tyre data nonstop

- Automatic tyre wear and diagnosis within seconds
- Clear display of wear information and recommended actions
- Automatic recognition of license plates
- Crossing speed up to 8 km/h (nonstop)
- Measurements in two directions (entering and exiting vehicles)
- High precision thanks to maximum tyre contact area
- Access measurement results without any PC (TV, tablet, smartphone)
- Performance statistics to better manage and optimize your workshop's performance
- No moving parts (low maintenance)
- Quality Made in Germany

Scope of delivery:

- Easy Tread modules for inground installation (measurement modules, LAN cables, main switch box)
- ANPR camera and center cover
- Connectivity Kit

Note: The foundation frame with article number 1691200010 must be ordered separately. Foundation work is assumed.

Tyre Scanner Easy Tread 2.0 | Above ground

Automatic tyre tread measurement system with crossing speed up to 8 km/h | Easy Tread for above ground installation | with automatic license plate recognition | Connectivity Kit | Live Monitor | ASA network ready

Article number: 1691200050



DATEIN	MESSPLATZ	FABRIKID	HINNES	VORDERACHSE	HINTERACHSE	STATUS
10.05.2025 10:27:58	LANE-0	D UF 2111	pl-f	4,9 4,1	4,0 4,3	🟢🟢
10.05.2025 10:19:46	LANE-0	C RK 6781	ll*	>8 3,3	4,2 >8	🟡🟢
10.05.2025 10:17:12	LANE-0	V HB 8279	pl-f	4,9 4,1	4,0 4,3	🟢🟢
10.05.2025 10:13:57	LANE-0	O LK 1373	ll*	>8 3,3	4,2 >8	🟡🟢
10.05.2025 10:29:18	LANE-0	E IF 1366	pl-f	6,0 3,5	3,8 2,8	🔴🟡
10.05.2025 10:25:00	LANE-0	K MB 9924	ll*	>8 5,2	4,9 5,2	🟢🟢
10.05.2025 10:23:37	LANE-0	Q OR 9705	pl-f	5,0 >8	7,1 >8	🟢🟢
10.05.2025 10:21:58	LANE-0	R PV 6792	ll*	2,8 2,6	5,9 >8	🔴🟡
10.05.2025 10:19:00	LANE-0	R TK 7301	ll*	4,7 4,0	5,9 >8	🟢🟢
10.05.2025 10:17:13	LANE-0	M UG 1502	pl-f	6,4 3,9	4,9 6,1	🟡🟢

NEW: Easy Tread 2.0 comes standard with a connectivity kit to digitize and automate your service lane:

- Live monitor of all crossings of multiple Easy Treads in the same workshop network
- 20% faster results
- Ready for ASA interface
- Simplified connection to dealer management systems and 3rd party systems
- Direct connection of monitors and TVs without using the browser
- Optimized statistic functions

The high weight and torque of electric vehicles causes enormous wear on tires and chassis components. The automatic tire diagnosis of every vehicle entering a workshop allows keeping the tire business inhouse and increasing customer loyalty by. The immediate evaluation of the tire wear pattern simultaneously generates service opportunities for wheel alignment and potentially ADAS calibration.


Easy Tread - Tyre data nonstop

- Automatic tyre wear and diagnosis within seconds
- Clear display of wear information and recommended actions
- Automatic recognition of license plates
- Crossing speed up to 8 km/h (nonstop)
- Measurements in two directions (entering and exiting vehicles)
- High precision thanks to maximum tyre contact area
- Access measurement results without any PC (TV, tablet, smartphone)
- Performance statistics to better manage and optimize your workshop's performance
- No moving parts (low maintenance)
- Quality Made in Germany

Scope of delivery:


- Easy Tread modules for above ground installation (measurement modules, LAN cables, main switch box)
- ANPR camera
- Connectivity Kit
- Drive-on ramps

Tyre Scanner



Tyre Scanner Easy Tread 2.0 | Inground

Article number: 1691200049



Tyre Scanner Easy Tread 2.0 | Above ground

Article number: 1691200050

IMPORTANT NOTES

- Please notice: This list contains spare parts, too.
- Without instruction or assembly.
- Delivery ex works including packaging.

VERSION 2026.05.12 – PRICES ON REQUEST

- Starting from now all previous lists will lose their validity.
- Please read our general terms and conditions in the latest version before ordering; to be found under www.beissbarth.com.

Order number 1 693 602 008 **Print norm** BB XXX / XX.XX.2020 DE · Subject to technical and program changes, errors excepted.

Beissbarth Automotive Testing Solutions GmbH

Friedrichshafener Str. 602
82205 Gilching, Germany
sales@beissbarth.com
www.beissbarth.com

Telefon: +49-(0)89-14901-0
Telefax: +49-(0)89-14901-246

