

Dialogannahme

TYRE DIAGNOSIS

Version 2025.07.03 – Prices on request

Tyre diagnosis system Easy Tread 2.0 | Above ground

Automatic tyre tread measurement system with crossing speed up to 8 km/h | Easy Tread for above ground installation | with automatic license plate recognition | Connectivity Kit | Live Monitor | ASA network ready

Article number: 1 691 200 050



LIVE MONITOR

DATE	MESSPLATZ	FABRICAT	NUMMER	STATUS	VORBEREICH	NACHBEREICH	STATUS
10.10.2023	LANE-0	D UF 2111	4.9 4.1	4.0 4.3	4.9 4.1	4.0 4.3	4.0 4.3
10.10.2023	LANE-0	C RK 6781	> 8 3.3	4.2 > 8	4.9 4.1	4.0 4.3	4.0 4.3
10.10.2023	LANE-0	V HB 8279	4.9 4.1	4.0 4.3	4.9 4.1	4.0 4.3	4.0 4.3
10.10.2023	LANE-0	O LK 1373	> 8 3.3	4.2 > 8	4.9 4.1	4.0 4.3	4.0 4.3
10.10.2023	LANE-0	E IF 1366	6.0 3.5	3.8 2.8	4.9 4.1	4.0 4.3	4.0 4.3
10.10.2023	LANE-0	K MB 9924	> 8 5.2	4.9 5.2	4.9 4.1	4.0 4.3	4.0 4.3
10.10.2023	LANE-0	Q OR 9705	5.0 > 8	7.1 > 8	4.9 4.1	4.0 4.3	4.0 4.3
10.10.2023	LANE-0	R PV 6792	2.8 2.6	5.9 > 8	4.9 4.1	4.0 4.3	4.0 4.3
10.10.2023	LANE-0	R TK 7301	4.7 4.0	5.9 > 8	4.9 4.1	4.0 4.3	4.0 4.3
10.10.2023	LANE-0	M UG 1502	6.4 3.9	4.9 6.1	4.9 4.1	4.0 4.3	4.0 4.3

Seite 1 / 97

NEW: Easy Tread 2.0 comes standard with a connectivity kit to digitize and automate your service lane:

- Live monitor of all crossings of multiple Easy Treads in the same workshop network
- 20% faster results
- Ready for ASA interface
- Simplified connection to dealer management systems and 3rd party systems
- Direct connection of monitors and TVs without using the browser
- Optimized statistic functions

The high weight and torque of electric vehicles causes enormous wear on tires and chassis components. The automatic tire diagnosis of every vehicle entering a workshop allows keeping the tire business inhouse and increasing customer loyalty by. The immediate evaluation of the tire wear pattern simultaneously generates service opportunities for wheel alignment and potentially ADAS calibration.

Easy Tread - Tyre data nonstop

- Automatic tyre wear and diagnosis within seconds
- Clear display of wear information and recommended actions
- Automatic recognition of license plates
- Crossing speed up to 8 km/h (nonstop)
- Measurements in two directions (entering and exiting vehicles)
- High precision thanks to maximum tyre contact area
- Access measurement results without any PC (TV, tablet, smartphone)
- Performance statistics to better manage and optimize your workshop's performance
- No moving parts (low maintenance)
- Quality Made in Germany

Scope of delivery:

- Easy Tread modules for above ground installation (measurement modules, LAN cables, main switch box)
- ANPR camera
- Connectivity Kit
- Drive-on ramps

Tyre diagnosis system Easy Tread 2.0 | Build your own device

Automatic tyre tread measurement system with crossing speed up to 8 km/h | Configure you own device for inground or onground installations

Article number: 1 691 200 002



NEW: Easy Tread 2.0 comes standard with a connectivity kit to digitize and automate your service lane:

- Live monitor of all crossings of multiple Easy Treads in the same workshop network
- 20% faster results
- Ready for ASA interface
- Simplified connection to dealer management systems and 3rd party systems
- Direct connection of monitors and TVs without using the browser
- Optimized statistic functions

The high weight and torque of electric vehicles causes enormous wear on tires and chassis components. The automatic tire diagnosis of every vehicle entering a workshop allows keeping the tire business inhouse and increasing customer loyalty by. The immediate evaluation of the tire wear pattern simultaneously generates service opportunities for wheel alignment and potentially ADAS calibration.

- The Easy Tread needs only few seconds to calculate the tyre's tread depths of a vehicle
- Clear display of tyre tread depth and wear information, within short time
- Recommended action are displayed (for the vehicle and/or the tyre)
- Crossing speed up to 8 km/h
- Can be integrated inground in the workshop
- High precision thanks to the larger wheel contact area.
- Browser-based measurement results on smart TV, PC or tablet computer
- No PC needed (can be however used to manage Customer-data, measuring data and statistics)
- Interface to connect the device in a customer owner system, where the data can be transferred for further processing (option)

- No moving parts (low maintenance)
- Quality from Germany

The tyres are the only contact points between a vehicle and the road. The quality of this bonds decides how safely the vehicle can be accelerated and braked. Especially aquaplaning can only be avoided by sufficient tread depth. This is why checking tread wear is a mandatory item of all statutory safety inspection. At the same time, uneven tread wear is a clear indication for a workshop that a wheel alignment should be considered - and that a wheel alignment check should be proposed to the customer.

Scope of delivery:

- Easy Tread modules (measurement modules, LAN cables, main switch box)
- Connectivity Kit

The ANPR camera to capture the license plates for every crossing needs to be ordered separately.

For inground installation an installation frame is required as well as a center cover, depending on whether an ANPR camera is used or not.

Onground installations require drive-over ramps.

PC trolley for Easy Tread

Trolley with PC, monitor, mouse, and keyboard (no printer included)


Article number: 1 691 200 023



License plate recognition Easy Cam | Above ground

Easy Cam license plate recognition with housing for above ground installation

Article number: 1 691 200 008



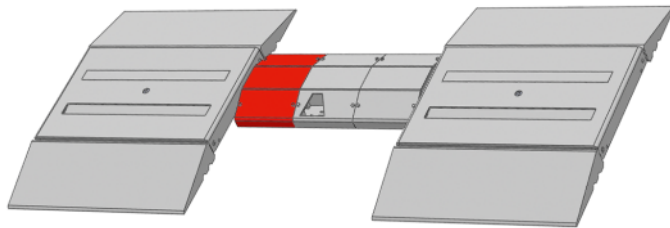

Scope of delivery:

- ANPR Camera
- Housing
- LAN cable

Cable tunnel | for onground installations of Easy Tread

Cable tunnel for drive-over protection

Article number: 1 691 201 023



- Cable tunnel to be used as cable bridge for the gaps between the ANPR camera housing and the Easy Tread modules (left and right) as well as roll-over protection for lateral cable outlets

Scope of delivery:


- 1 x Cable tunnel

Three cable tunnels needed for onground installations without Easy Cam, only two required for installations with Easy Cam.

Foundation frame for Easy Tread and VAS 741083 RDS

Foundation frame to be cemented in with filling pieces and socket for the EasyCam

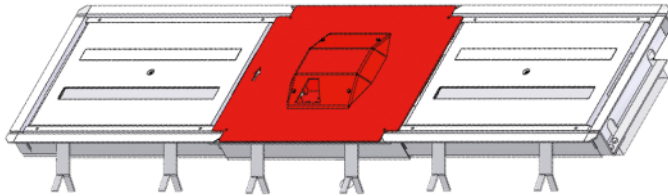

Article number: 1 691 200 010



License plate recognition Easy Cam | Inground

EasyCam inground camera kit incl. centre cover

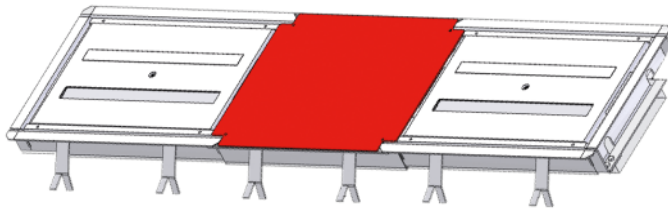

Article number: 1 691 200 009



Centre cover Easy Tread and VAS 741083 RDS

Cover panel for inground version without EasyCam

Article number: 1 691 202 069



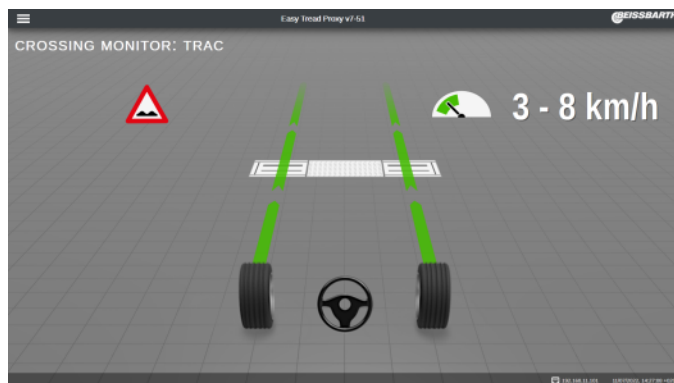
Easy Tread - Connectivity Kit

Connectivity Upgrade Kit for easy integration into workshop networks, ASA connection, and cumulative display of values from multiple Easy Tread installations.

Article number: 1 691 200 022

The screenshot shows the 'LIVE MONITOR' interface of the Easy Tread Proxy. It displays a table with columns: DATE, LANE, VEHICLE, HINT, FRONT AXLE, REAR AXLE, and STATUS. The data is organized into rows for different vehicles and lanes, with timestamps indicating when measurements were taken. The interface also includes a search bar at the bottom left and a page indicator 'Page 1 / 424' at the bottom center.

DATE	LANE	VEHICLE	HINT	FRONT AXLE	REAR AXLE	STATUS
13:26:58	LANE-1	R FL 1637		> 8 3.3	4.2 > 8	
10:28:08	LANE-3	U QD 8948	IIe	> 8 5.2	4.9 5.2	
15:02:28	LANE-1	R DH 2803	IIe	5.0 > 8	7.1 > 8	
15:02:22	LANE-1	I BU 5201		2.8 2.6	5.9 > 8	
14:55:33	LANE-1	F JA 5264		4.7 4.0	5.9 > 8	
10:04:48	LANE-3	U AM 690		6.4 3.9	4.9 6.1	
10:02:36	LANE-1	G QP 1289		4.9 4.1	4.0 4.3	
10:01:26	LANE-2	P MA 5240	II-4	> 8 3.3	4.2 > 8	
09:35:27	LANE-2	B VS 5153		6.4 3.9	4.9 6.1	
09:34:57	LANE-1	J HE 4803	IIe	4.9 4.1	4.0 4.3	



A digital workshop requires digital processes, and tire diagnosis is no exception.

Particularly with electric vehicles, high weight and torque cause enormous wear on tires and chassis components. With the automatic tire diagnosis of every vehicle entering the workshop, you not only keep the tire business in your workshop, but also create a basis for strong customer loyalty by ensuring more safety. The immediate evaluation of the tire wear image simultaneously generates service opportunities for wheel alignment and, if necessary, subsequent calibration of driver assistance systems.

The Connectivity Upgrade Kit allows you to seamlessly integrate any number of Easy Tread systems into your workshop network, giving you full control over vehicles

Connectivity Upgrade Kit:

- Live view of all crossings of multiple Easy Treads in the same workshop
- 20% faster reading
- Connectivity via ASA interface
- Simplified connection to local workshop network
- New interface for easy integration into third party systems
- Direct connection of monitors and TVs without using the browser
- Search function for license plates
- Cumulative statistics across multiple Easy Tread installations

Live Monitor:

The Live Monitor displays results such as license plate, tread depth, uneven tire wear, potential air pressure problems, as well as statistics from multiple Easy Tread installations. This can be accessed from any device with a web browser. As a result:

- Increase tire sales
- Increase wheel alignment and, if applicable, subsequent ADAS calibrations
- Optimize workshop processes
- Improve customer satisfaction & transparency
- Reduce walking distances and printing costs

More data, more knowledge:

Workshop and tire chains take note! Cumulate Easy Tread measurement values even across multiple workshops! Collect crossing information from decentrally spread locations in one central place and increase efficiency in your workshops:

- Capacities & Performance Tracking
- Availability & management of tires
- Sending measurement reports to customers
- Online consulting of customers about further service measures

Scope of delivery:


- Display module Easy Tread
- MicroSD card with connectivity kit software
- Wifi-Stick for wireless connection with workshop network
- USB-RJ45 adapter for LAN connection with workshop network

One Connectivity Upgrade Kit is required per Easy Tread. An internet connection is not mandatory.

Drive-over ramps kit | for onground installations

4x drive-over ramps for onground installations


Article number: 1 691 200 042




Cable protection | for onground installations without Easy Cam

Cable protection for onground installations without Easy Cam.

Article number: 1 691 202 039




Easy Tread 2.0



Tyre diagnosis system Easy Tread 2.0 | Above ground

Article number: 1 691 200 050



Tyre diagnosis system Easy Tread 2.0 | Inground

Article number: 1 691 200 049



Tyre diagnosis system Easy Tread 2.0 | Build your own device

Article number: 1 691 200 002

IMPORTANT NOTES

- Please notice: This list contains spare parts, too.
- Without instruction or assembly.
- Delivery ex works including packaging.

VERSION 2025.07.03 – PRICES ON REQUEST

- Starting from now all previous lists will lose their validity.
- Please read our general terms and conditions in the latest version before ordering; to be found under www.beissbarth.com.

Beissbarth Automotive Testing Solutions GmbH

Friedrichshafener Str. 602
82205 Gilching, Germany
sales@beissbarth.com
www.beissbarth.com

Telefon: +49-(0)89-14901-0

Telefax: +49-(0)89-14901-246

Order number 1 693 602 008 **Print norm** BB XXX / XX.XX.2020 DE · Subject to technical and program changes, errors excepted.

