

SUSPENSION TESTER

Suspension tester SA 640 | 230 V | EUSAMA

Special accessory for series BD 4xxx brake tester | only to be used for checking the technical condition of suspension elements

Article number: 1691620311

Description

- Under unfavorable conditions, the road surface adhesion of a wheel is governed by the technical condition of the suspension elements (suspension system, wheel bearings, tires and shock absorbers).
- The SA 640 measures the relative road surface adhesion of a wheel on the basis of the internationally recognized EUSAMA principle.
- The results of the full chassis test provide an overall assessment of the road safety of the vehicle.
- Measurement system: Bending bar with strain gauge

Scope of delivery

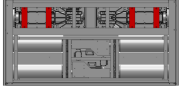

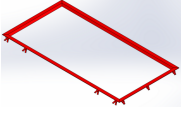



- Suspension tester SA 640
- RR Connecting cable
- RR Set of clamping fixtures and fastening materials

Important: Not compatible with brake tester QB.4!

Technical Data

| | |
|------------------------------|-----------------------------------|
| Operating temperature | -10 - 50 °C |
| Electrical connection | 230 V 50 - 60 Hz |
| Storage temperature | -10 - 50 °C |
| Gross weight | 344 kg |
| Length | 440 mm |
| Height | 280 mm |
| Width | 2360 mm |
| Measuring system | DMS |
| Weight | 314 kg |
| Packing | 2420 x 820 x 700 mm |
| Max. axle load testable | 2000 kg |
| Relative humidity max. | 85 % |
| Fuse protection | 20 A |
| Max. drive-over load | 4000 kg |
| Max. sound pressure level | 70 dB(A) |
| Test width min. - max. | 820 - 2200 mm |
| Test frequency | < 25 Hz |
| Motor power | 2 x 2,5 kW |
| Engine speed | 1360 U/min |
| Supply lead | 4 x 2,5 mm ² |
| Test principle | - Erregermethode (EUSAMA-Prinzip) |
| Test plate length | 690 mm |
| Test plate width | 273 mm |
| Measuring range, max. stroke | 6 mm |

Accessories

| | | |
|------------|---|---|
| 1691621001 | Installation kit for suspension tester SA 640 / SN 680 / QS.4 | |
| 1691603369 | Cable set 400 V Power-Box to suspension tester 30 m | |
| 1691601109 | Height spacer for BD 4xxx / QB.4 in combination with SA 640 / SN 680 / QS.4 | |
| 1691621000 | Clamp set for EUSAMA suspension tester |  |
| 1691602002 | Installation frame for test lane with EUSAMA suspension tester |  |
| 1691602001 | Edge protector for test lane TL / SL 6xx |  |
| 1691622002 | Edge protection for suspension Tester SA 640 / SN 680 / QS.4 |  |
| 1691621026 | Drive over ramp to replace suspension tester SA 640 / SN 680 / QS.4 |  |
| 1691621017 | Positioning ramps for suspension tester SA 640 / SN 680 / QS.4 |  |
| 1691602557 | Cable set BNet-Cable Power-Box to suspension tester 30 m | |