

PROVA SOSPENSIONI

## Suspension tester SN 680 | 400 V | EUSAMA | with noise detection

Special accessory for series BD 4xxx brake tester | only to be used for checking the technical condition of suspension elements

Numero di articolo: 1691620309

## Descrizione

- Under unfavorable conditions, the road surface adhesion of a wheel is governed by the technical condition of the suspension elements (suspension system, wheel bearings, tires and shock absorbers).
- The SN 680 measures the relative road surface adhesion of a wheel on the basis of the internationally recognized EUSAMA principle.
- The results of the full chassis test provide an overall assessment of the road safety of the vehicle.
- Measurement system: Bending bar with strain gauge

### Scope of delivery:

- Suspension tester SN 680
- RR Connecting cable
- RR Set of clamping fixtures and fastening materials

Importante: Non compatibile con il banco prova freni QB.4!

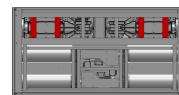
## Dati tecnici

Temperatura di esercizio	-10 – 50 °C
Collegamento elettrico	400 V   50 - 60 Hz
Temperatura di stoccaggio	-10 - 50 °C
Peso lordo	357 kg
Lunghezza	440 mm
Altezza	280 mm
Larghezza	2360 mm
Sistema di misura	DMS
Peso	327 kg
Imballaggio	2420 x 820 x 700
Max. carico assiale verificabile	1650 kg
Umidità relativa max.	85 %
Protezione	3 x 20 A
Max. carico carrabile	4000 kg
Pressione sonora max.	70 dB(A)
Carreggiata del veicolo min. - max.	820 - 2200 mm
Frequenza di prova	0 - 30 Hz
Potenza del motore	2 x 3 kW
Numero di giri motore	1420 U/min
Adduzione	5 x 2,5 mm <sup>2</sup>
Metodo	- Erregermethode (EUSAMA-Prinzip)
Lunghezza piattaforma di prova	690 mm
Larghezza piattaforma di prova	273 mm
Campo di misura, distanza max.	6 mm
Temperatura max.	90 °C


**Accessori**

1691621001	Installation kit for suspension tester SA 640 / SN 680 / QS.4
1691603369	Cable set 400 V   Power-Box to suspension tester   30 m
1691601109	Distanziale per BD 4xxx / QB.4 in combinazione con SA 640 / SN 680 / QS.4

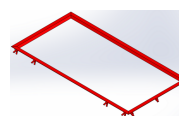
1691621000 Clamp set for EUSAMA suspension tester



1691602002 Installation frame for test lane with EUSAMA suspension tester



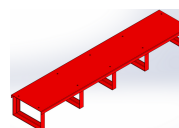
1691602001 Edge protector for test lane TL / SL 6xx




1691622002 Edge protection for suspension Tester SA 640 / SN 680 / QS.4



1691621026 Copertura speciale per sostituire il banco prova sospensioni SA 640 / SN 680 / QS.4



1691621017 Positioning ramps for suspension tester SA 640 / SN 680 / QS.4



1691602557 Cable set BNet-Cable | Power-Box to suspension tester | 30 m