

SUSPENSION TESTER

Suspension tester SA 640 | 400 V | EUSAMA

Special accessory for series BD 4xxx brake tester | only to be used for checking the technical condition of suspension elements

Article number: 1691620307

Description

- Under unfavorable conditions, the road surface adhesion of a wheel is governed by the technical condition of the suspension elements (suspension system, wheel bearings, tires and shock absorbers).
- The SA 640 measures the relative road surface adhesion of a wheel on the basis of the internationally recognized EUSAMA principle.
- The results of the full chassis test provide an overall assessment of the road safety of the vehicle.
- Measurement system: Bending bar with strain gauge

Scope of delivery

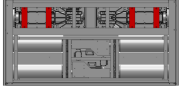

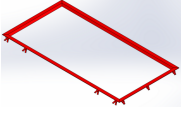



- Suspension tester SA 640
- RR Connecting cable
- RR Set of clamping fixtures and fastening materials

Important: Not compatible with brake tester QB.4!

Technical Data

Operating temperature	-10 - 50 °C
Electrical connection	400 V 50 - 60 Hz
Storage temperature	-10 - 50 °C
Gross weight	343 kg
Length	440 mm
Height	280 mm
Width	2360 mm
Measuring system	DMS
Weight	313 kg
Packing	2420 x 820 x 700 mm
Max. axle load testable	2000 kg
Relative humidity max.	85 %
Fuse protection	3 x 20 A
Max. drive-over load	4000 kg
Max. sound pressure level	70 dB(A)
Test width min. - max.	820 - 2200 mm
Test frequency	< 25 Hz
Motor power	2 x 2,5 kW
Engine speed	1360 U/min
Supply lead	5 x 2,5 mm ²
Test principle	- Erregermethode (EUSAMA-Prinzip)
Test plate length	690 mm
Test plate width	273 mm
Measuring range, max. stroke	6 mm

Accessories

1691621001	Installation kit for suspension tester SA 640 / SN 680 / QS.4	
1691603369	Cable set 400 V Power-Box to suspension tester 30 m	
1691601109	Height spacer for BD 4xxx / QB.4 in combination with SA 640 / SN 680 / QS.4	
1691621000	Clamp set for EUSAMA suspension tester	
1691602002	Installation frame for test lane with EUSAMA suspension tester	
1691602001	Edge protector for test lane TL / SL 6xx	
1691622002	Edge protection for suspension Tester SA 640 / SN 680 / QS.4	
1691621026	Drive over ramp to replace suspension tester SA 640 / SN 680 / QS.4	
1691621017	Positioning ramps for suspension tester SA 640 / SN 680 / QS.4	
1691602557	Cable set BNet-Cable Power-Box to suspension tester 30 m	