

Dialogannahme

FCA

Version 2024.05.19 – Prices on request

Wheel aligner Easy 3D+ | WLAN Excellence

Wheel Alignment with 3D technology - High speed, high precision and easy to use | WLAN version | with cabinet, HighPerformance PC, 27" monitor and printer | incl. lift adapter, turntable, wheel clamps and OEM magnetic clamp

Article number: 1 690 700 103



NEW: Now with SmartTest - Quick alignment check with printout in under 90 seconds

- Highly automated routine
- Automatic target recognition
- Automated printout of protocol and reset for next vehicle check

Perfectly integrated in ADAS calibration and head light testing:

- The space in front of the lift can be used for the ADAS calibration jig and head light tester
- Permanent self-check and precise ADAS calibration jig orientation to the thrust vehicle's thrust angle
- No need for extra cameras, cables, or clamps required for DAS calibration

Best in class: +/- 2 minute accuracy:

- Sensor heads can be easily detached from the lift when not in use to clear up space
- Beissbarth DualView camera system for ultimate control, especially of complex chassis
- No fixed position for targets on the vehicle eliminates room for error
- Plug & play: no calibration required for installation or for exchanging Targets
- Extensive Beissbarth vehicle database including alignment helps directly from the OEMs
- High quality wheel clamps with torque control for safe mounting on the rim
- Quality Made in Germany
- Also available as Kit version; ideal for existing alignment bays

Scope of delivery:

- Sensor head with DualView camera technology
- +Software with SmartTest and ADAS calibration option
- WLAN/Bluetooth communication box
- Target boards
- Vehicle specs database
- Cabinet
- HighPerformance PC
- 27" Monitor
- Printer
- Multi-Fit wheel camp 13" - 22" with standard and Softline claws
- OEM magnetic clamp
- Lift Adapter
- Turntable
- Remote control
- Brake pedal depressor and steering wheel holder

Q.Lign

Web-based 3D wheel aligner with Q.Grips without rim contact and Auto ID target boards

Article number: 1 690 200 001



The World's most innovative Wheel aligner

Q.Lign is our answer to an increasingly digital and fast-paced world: ultra fast, compact, connected

World's First Web-based wheel aligner

- Compact web-based technology creates more space by replacing the need for trolley with PC
- Stream-to-X: Directly display the software on any TV, PC, laptop or smartphone
- Unleash the full power of connectivity by integrating Q.Lign into your daily workshop processes and systems

Get all the speed you want without compromising on accuracy

- Ultra fast software with optimized workflow of the complete alignment process
- Q.Grip wheel clamps mounted in seconds, without any rim contact

Full mobility, infinite possibilities

- Completely wireless thanks to high performance Li-Ion batteries
- Installation on any alignment lift type, above and inground
- Runout compensation in any lift height, from zero to top position
- Permanently use the space in front of the lift for headlight testing and ADAS calibration

Work smarter, not harder

- Get values the second the targets are recognized to immediately spot vehicles involved in accidents
- Measure with any target on any wheel position to save time

and eliminate user error

- Active lift control: Our recipe for success for straight steering wheels
- Have the values always in sight from under the vehicle with the four OLED screens on the sensor heads

Putting the customer first

- Easy to understand printouts
- Theme-based printouts (e.g. accident report) instead of one size fits all
- Measurement of all common wheel alignment angles, including vehicle dimensions for easy detection of vehicles involved in accidents

Scope of delivery:

- 2 compact Q.Lign sensor heads with OLED displays
- Display module for direct streaming to TV, PC, laptop or tablet
- Tablet
- 2 Li-Ion batteries with charging station
- 4 Q.Grips without rim contact
- 4 targets with auto-identification
- New Generation Software
- Extensive target database
- Lift adaption
- Wall board for storage of sensor heads and battery charger
- Steering wheel and brake pedal lock
- Front turnplates

Q.Lign | Excellence

Web-based 3D wheel aligner with Q.Grips without rim contact and Auto ID target boards

Article number: 1 690 200 002



The World's most innovative Wheel aligner

Q.Lign is our answer to an increasingly digital and fast-paced world: ultra fast, compact, connected

World's First Web-based wheel aligner

- Compact web-based technology generates results instantly
- Stream-to-X: Directly display the software on any TV, PC, laptop or smartphone
- Unleash the full power of connectivity by integrating Q.Lign into your daily workshop processes and systems

Get all the speed you want without compromising on accuracy

- Ultra fast software with optimized workflow of the complete alignment process
- Q.Grip wheel clamps mounted in seconds, without any rim contact

Full mobility, infinite possibilities

- Completely wireless thanks to high performance Li-Ion batteries
- Installation on any alignment lift type, above and inground
- Runout compensation in any lift height, from zero to top position
- Permanently use the space in front of the lift for headlight testing and ADAS calibration

Work smarter, not harder

- Get values the second the targets are recognized to immediately spot vehicles involved in accidents
- Measure with any target on any wheel position to save time and eliminate user error

- Active lift control: Our recipe for success for straight steering wheels
- Have the values always in sight from under the vehicle with the four OLED screens on the sensor heads

Putting the customer first

- Easy to understand printouts
- Theme-based printouts (e.g. accident report) instead of one size fits all
- Measurement of all common wheel alignment angles, including vehicle dimensions for easy detection of vehicles involved in accidents

Scope of delivery:

- 2 compact Q.Lign sensor heads with OLED displays
- Trolley with display module, 27" monitor and printer
- 2 Li-Ion batteries with charging station
- 4 Q.Grips without rim contact
- 4 targets with auto-identification
- New Generation Software
- Extensive target database
- Lift adaption
- Steering wheel and brake pedal lock
- Front turnplates

Headlight testing device MLD 9000

Beissbarth MLD 9000 - Digital headlight measurement and adjustment

Article number: 1 692 104 345



Digital headlight testing with MLD 9000: intelligent, fast and precise

- Precise green alignment lasers for accurate alignment with the vehicle. Green laser diodes are particularly well visible to the human eye because the eye has its maximum spectral sensitivity in the green range
- Cross laser function for precise positioning in the center of the headlight
- For all light sources (Xenon, Bi-Xenon, LED, Bi-LED, Halogen) and glare-free high-beam systems (Dynamic Light Assist - DLA, Matrix1, HD-Matrix2, ILS Ford)
- All types of vehicles (passenger cars, trucks, motorcycles)
- All types of headlights (main headlights, fog lamps, auxiliary lamps)
- High-resolution (5 megapixel) CMOS camera for real-time digital image processing
- Measurement results in real time optimized with live images
- Comparison between measured and limit values and unambiguous red/green evaluation
- Saving and archiving of the measured values in database
- Reporting of the measurement result possible via PDF
- Time-saving quick measurement functionality
- Precise definition of the cut-off line without disrupting blue fringe
- Workshop-proof touch-screen display (7")
- Continuously swiveling display for a variety of applications (such as the MOT for testing or in the workshop for adjustment) and for adapting to the local lighting conditions
- Intuitive and simple user guidance
- Visual and acoustic signals support the measurement procedure
- Independent operation thanks to battery
- Measured values: Horizontal and vertical deviation (pitch angle), intensity, roll angle, yaw angle
- Ports: LAN, USB, RS232
- Live firmware update possible

- Optional PC software to display the measurement on the test lane PC

Highest mechanical precision and long-life cycle (suitable for future legal requirements):

- A new developed torsion-free and specially hardened aluminum column
- Easy to use, robust sliding system for precise height adjustment and comfortable working
- Robust and durable counter weight system with toothed belt
- Determination of the headlight installation height via adjustable, specially made aluminum scale or use of the optional height measuring sensor
- Optional: fine adjustment of the column with 1 angle minute accuracy

Networking: Test results via WLAN with quick and aptly arranged results on the PC

- Save measurement printouts in a network folder
- Mirror software on a PC
- Integration with Bosch Connected Repair (fees apply for activation)
- ASA-ready


Certificate: CE, EMC, FCC, FDA

Please note: vehicle-specific light distribution patterns such as Ford Matrix, Skoda Matrix, or Skoda Kink need to be activated separately.

Levelable test bay LTB 100

For headlight adjusting at a test bay without lift | Complies with German PTI directive and OE specifications

Article number: 1 692 100 030



- Your test bay for headlight testing - Levelled according to the German PTI directive - In line with the guideline
- Ground-based solution as a leveled alternative to lifts (economical, space-saving, maintenance-free)
- Practical retrofit solution for uneven workshop floors
- Particularly suitable for installation on workshop pits
- Modular design
- Drive-through solutions for vehicle check-in (option)
- Compensation and fine adjustment by means of 4 wheel set-up elements (4-meter version)
- Robust thanks to KTL powder coating
- Wheel alignment checks for wheelbases up to 4325 mm (with extension)


LTB 100: The right modules for your workshop

- Expandable by LTB modules e.g. - to a system length of 6 m (standard 4 m) for wheelbases from 1810 - 4325 mm - with drive-on ramp as a drive-through solution - for wheel alignment from small cars to vans

Tyre diagnosis system Easy Tread 2.0 | Above ground

Automatic tyre tread measurement system with crossing speed up to 8 km/h | Easy Tread for above ground installation

Article number: 1 691 200 000



NEW: Easy Tread 2.0 comes standard with a connectivity kit to digitize and automate your service lane:

- Live monitor of all crossings of multiple Easy Treads in the same workshop network
- 20% faster results
- Ready for ASA interface
- Simplified connection to dealer management systems and 3rd party systems
- Direct connection of monitors and TVs without using the browser
- Optimized statistic functions

The tyres are the only contact points between a vehicle and the road. The quality of this bonds decides how safely the vehicle can be accelerated and braked. Especially aquaplaning can only be avoided by sufficient tread depth. This is why checking tread wear is a mandatory item of all statutory safety inspection. At the same time, uneven tread wear is a clear indication for a workshop that a wheel alignment should be considered - and that a wheel alignment check should be proposed to the customer.

- The Easy Tread needs only few seconds to calculate the tyre's tread depths of a vehicle
- Clear display of tyre tread depth and wear information, within short time
- Recommended action are displayed (for the vehicle and/or the tyre)
- Crossing speed up to 8 km/h
- Can be integrated above ground in the workshop
- High precision thanks to the larger wheel contact area
- Browser-based measurement results on smart TV, PC or tablet computer
- No PC needed (can be however used to manage Customer-data, measuring data and statistics)
- Interface to connect the device in a customer owner system,

where the data can be transferred for further processing (option)

- No moving parts (low maintenance)
- Measures in both directions of vehicle crossing over system
- Quality from Germany

Scope of delivery:

- Easy Tread modules incl. Drive-on ramps for above ground installation (measurement modules, drive-on ramps, LAN cables, main switch box, glass cleaner
- Connectivity Kit

The ANPR camera to capture the license plates for every crossing needs to be ordered separately.



Tyre diagnosis system Easy Tread 2.0 | Build your own device

Automatic tyre tread measurement system with crossing speed up to 8 km/h | Configure you own device for inground or onground installations

Article number: 1 691 200 002



NEW: Easy Tread 2.0 comes standard with a connectivity kit to digitize and automate your service lane:

- Live monitor of all crossings of multiple Easy Treads in the same workshop network
- 20% faster results
- Ready for ASA interface
- Simplified connection to dealer management systems and 3rd party systems
- Direct connection of monitors and TVs without using the browser
- Optimized statistic functions

The high weight and torque of electric vehicles causes enormous wear on tires and chassis components. The automatic tire diagnosis of every vehicle entering a workshop allows keeping the tire business inhouse and increasing customer loyalty by. The immediate evaluation of the tire wear pattern simultaneously generates service opportunities for wheel alignment and potentially ADAS calibration.

- The Easy Tread needs only few seconds to calculate the tyre's tread depths of a vehicle
- Clear display of tyre tread depth and wear information, within short time
- Recommended action are displayed (for the vehicle and/or the tyre)
- Crossing speed up to 8 km/h
- Can be integrated inground in the workshop
- High precision thanks to the larger wheel contact area.
- Browser-based measurement results on smart TV, PC or tablet computer
- No PC needed (can be however used to manage Customer-data, measuring data and statistics)
- Interface to connect the device in a customer owner system, where the data can be transferred for further processing (option)

- No moving parts (low maintenance)
- Quality from Germany

The tyres are the only contact points between a vehicle and the road. The quality of this bonds decides how safely the vehicle can be accelerated and braked. Especially aquaplaning can only be avoided by sufficient tread depth. This is why checking tread wear is a mandatory item of all statutory safety inspection. At the same time, uneven tread wear is a clear indication for a workshop that a wheel alignment should be considered - and that a wheel alignment check should be proposed to the customer.

Scope of delivery:

- Easy Tread modules (measurement modules, LAN cables, main switch box, glass cleaner)
- Connectivity Kit

The ANPR camera to capture the license plates for every crossing needs to be ordered separately.

For inground installation an installation frame is required as well as a center cover, depending on whether an ANPR camera is used or not.

Onground installations require drive-over ramps.

Wheel Alignment



Wheel aligner Easy 3D+ | WLAN Excellence

Article number: 1 690 700 103



Q.Lign

Article number: 1 690 200 001



Q.Lign | Excellence

Article number: 1 690 200 002

Headlight testing



Headlight testing device MLD 9000

Article number: 1 692 104 345


Levelable test bays



Levelable test bay LTB 100

Article number: 1 692 100 030

Tyre Diagnosis



Tyre diagnosis system Easy Tread 2.0 |

Above ground

Article number: 1 691 200 000



Tyre diagnosis system Easy Tread 2.0 |

Build your own device

Article number: 1 691 200 002

IMPORTANT NOTES

- Please notice: This list contains spare parts, too.
- Without instruction or assembly.
- Delivery ex works including packaging.

VERSION 2024.05.19 – PRICES ON REQUEST

- Starting from now all previous lists will lose their validity.
- Please read our general terms and conditions in the latest version before ordering; to be found under www.beissbarth.com.

Order number 1 693 602 008 **Print norm** BB XXX / XX.XX.2020 DE · Subject to technical and program changes, errors excepted.

Beissbarth Automotive Testing Solutions GmbH

Hanauer Straße 101
80993 Munich, Germany
sales@beissbarth.com
www.beissbarth.com

Telefon: +49-(0)89-14901-0
Telefax: +49-(0)89-14901-246

